

Qkr! payment app

St Peter's Catholic College has made available Qkr (by MasterCard) as an easy to use, secure phone app for purchasing items from your mobile phone. Qkr will accept payment using any credit/debit card (except American Express) and has a simple checkout function. Information is not stored on the mobile phone.



For your convenience we encourage pre-orders using credit/debit card payments to be completed through Qkr particularly for canteen orders, excursions and uniform clothing.

Step 1: Download Qkr!

The app is available for your Android phone, iPhone, iPad, PC or laptop. The Qkr web client is available for those not wanting to complete transactions from their mobile phone.

Step 2: Register

Select your Country of Residence as 'Australia' and follow the steps to register

Step 3: Find St Peter's Catholic College

Search for St Peter's Catholic College

Step 4: Register your Children

When first accessing your school menu, you will be prompted to register your child. This allows you to make school payments on their behalf.

About the Qkr! App

Qkr is a safe, secure and reliable way to pay for school items. Qkr is provided by MasterCard so you know the payments are secure. No information is stored on your phone. Registration details and card information are saved securely on the MasterCard network. Qkr will accept payment using credit/debit cards (except American Express).

Canteen and Uniform orders

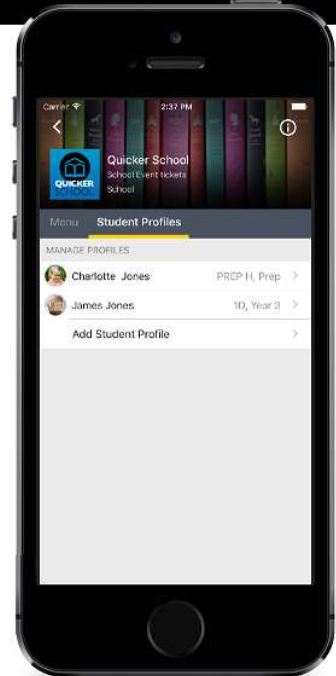
Students and staff place food/drinks orders for Break 1 or Break 2. **Ordering will close at 10.00am** to allow for items to be prepared. We encourage students and parents to give it a go!



TIP OF THE WEEK

Q. Can two parents set up an account for the same student?

A. Qkr! offers the ability for two parents to set up accounts for the same student if needed. However, please note that the two accounts are independent and no details are shared between them.



TIP OF THE WEEK

Q. How can I keep track of my Qkr! payments?

A. Itemized Qkr! eReceipts provide a record of purchase and are a convenient way to keep track of your Qkr! payments.

To view your eReceipts:

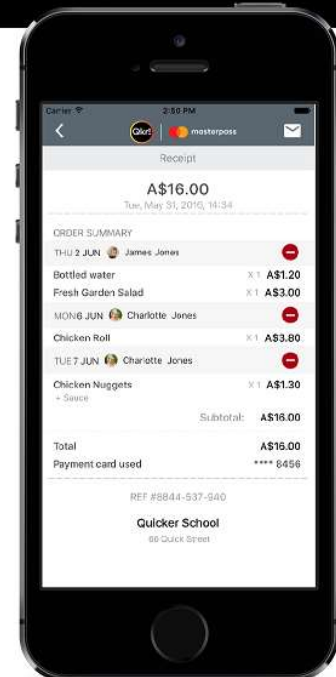
1. Open Qkr! and tap 'Activity'.
2. Scroll down to 'Order History' and tap 'Receipt' to view eReceipts.

Never lose a receipt: email receipts to your account:

1. Select the eReceipt you wish to email to yourself.
2. Tap on the mail icon at the top right of your screen.
3. Tap 'Send' to email the eReceipt to your email address, or enter another email address, and tap 'Send'.

Use an eReceipt to cancel a food order you have paid for:

1. Select the eReceipt for the order you wish to cancel.
2. Tap the red circle with a minus symbol on the order to be cancelled. Select the entire order or individual items to cancel and tap 'OK'.
3. Cancelled items are shown in red on your eReceipt confirming they have been cancelled and a credit is available for future food orders. The value of any credits will be automatically deducted from your next Qkr! food order.





masterpass

TIP OF THE WEEK

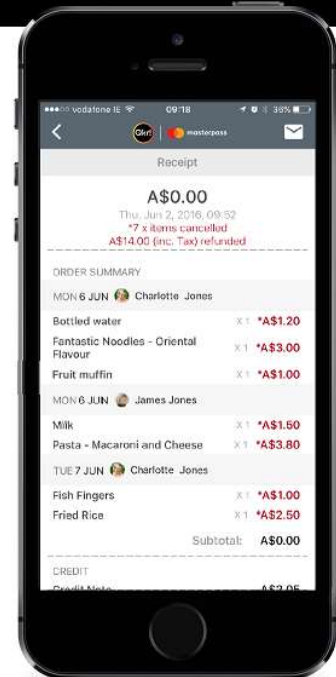
Q. How are Qkr! Refunds processed?

A. Qkr! refunds for food orders:

To reduce school costs, cancelled food orders are refunded as credit for future orders. Refunded items are shown in red on your eReceipt confirming that an item/s or order has been cancelled and a credit is available for future food orders. The value of any outstanding food order credits will be automatically be deducted from your next Qkr! food order.

Qkr! refunds for all other payments (non-food):

Please contact your school office directly to cancel any other (non-food) school payments. These refunds need to be processed through the school office according to school policy.



masterpass

TIP OF THE WEEK

Q. Can I copy this week's orders to next week?

A. You can save time by copying food orders from the current week to the next week within the calendar view. This is a handy way to save time and quickly re-order your child's favourite lunch orders.

1. Open Qkr! and tap on your canteen menu.
2. Tap 'Repeat Order' for the next week, and tap 'Yes' to confirm you want to copy the orders for the current week to the next week.
3. Once you have copied the current week's orders to your cart for the next week, you can amend the next week's orders by tapping on a date and adding other items, or by tapping 'Checkout' and selecting items to amend or delete. This allows you the flexibility to amend your copied orders for a specific day or for a specific child.

